

# ROLLOVER REPORT



# ROLLOVER REPORT



- The September series for Nifty began with an OI of 1,41,59,325 contracts, which is a increase of 3,83,825 contracts compared to the previous series. This indicates a increase in average participants for this month. The rollover percentage is 77.49%, which is a notable increase of 7.80% compared to last month's rollover percentage of 69.69%.
- The Nifty August series closed at 25,151.95 levels, ending on a positive note. Nifty closed on a positive note of 0.4% series on series. On the rollover front, Nifty witnessed a higher rollover of 77.49% versus a three-month average of 74.4%. The rollover cost is 0.45, and there was an increase in open interest (OI) along with a price increase, indicating a Long Build-up.

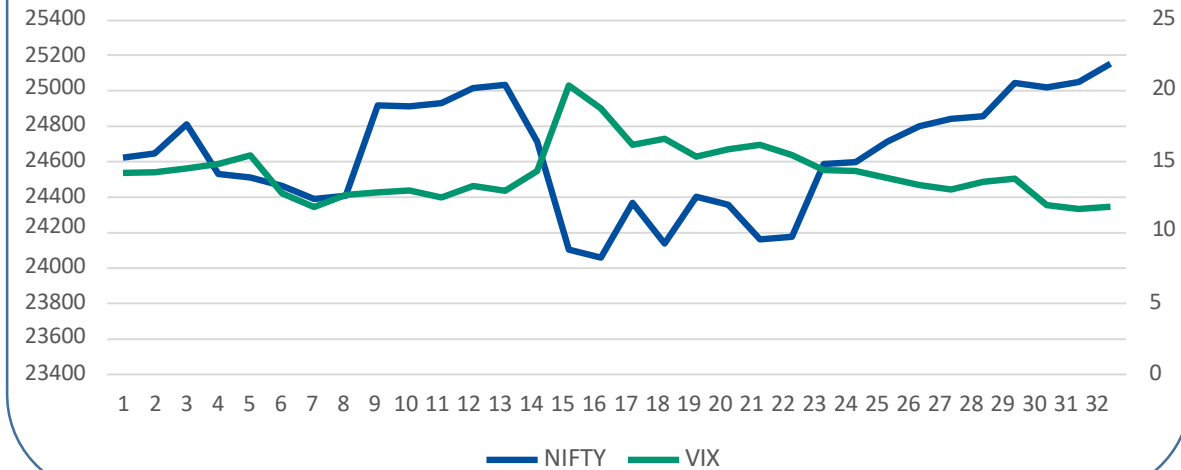
- In the options market, the September Expiry began with the highest Open Interest (OI) on the Put Option (PE) side at 25,000 with 62,72,125 contracts, followed by 23,000 with 38,36,150 contracts. On the Call Option (CE) side, the highest OI was observed at 24,500 with 28,62,050 contracts, followed by 26,000 CE with 45,01,125 contracts. The Put-Call Ratio (PCR) for the September series opened at 1.52, the increase compared to the previous month 1.48, indicating changes in the number of writers.
- The Nifty volatility Index for this month has been consistently low at 11.82, signaling a decrease in volatility. At the current VIX level, it is recommended to consider buying options. It is expected that Nifty will move higher towards 25,300 and 25,500 levels, as long as it remains above 24700 levels.

# ROLLOVER REPORT

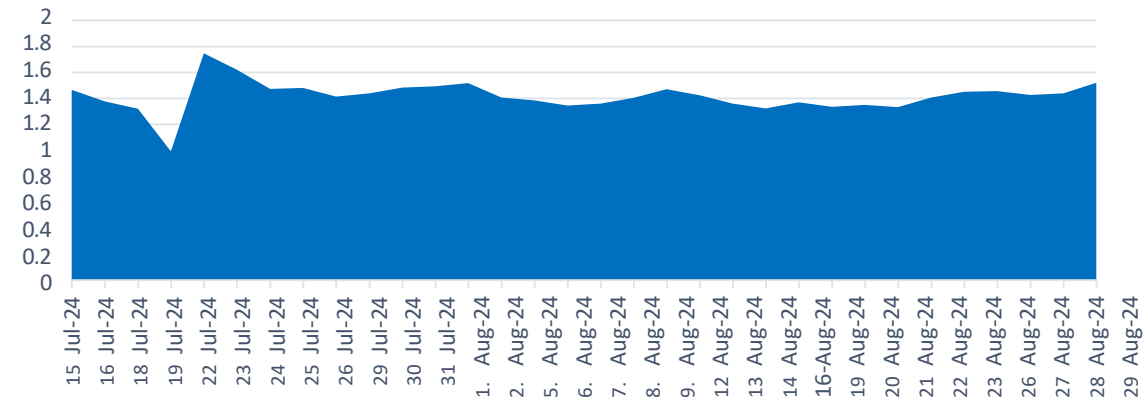
- At the beginning of the series, the Volatility Index (VIX) was at 12.8. Over the course of the series, it gradually decreased, reaching a low point of 11.64, and a high of 18.74, eventually closing at 11.80.
- This indicates that market volatility increased initially but close lowers towards the end of the series.
- Looking ahead, there is an expectation that the VIX will rise again in the upcoming series, suggesting potential increased market volatility.
- We are expecting VIX to rise towards 16 levels.

In August series, the PCR was trading majorly above 1.3. The Put-Call Ratio (PCR), which compares the trading volume of put options to call options, ranged from a high of 1.52 to a low of 1.32

## Nifty & VIX



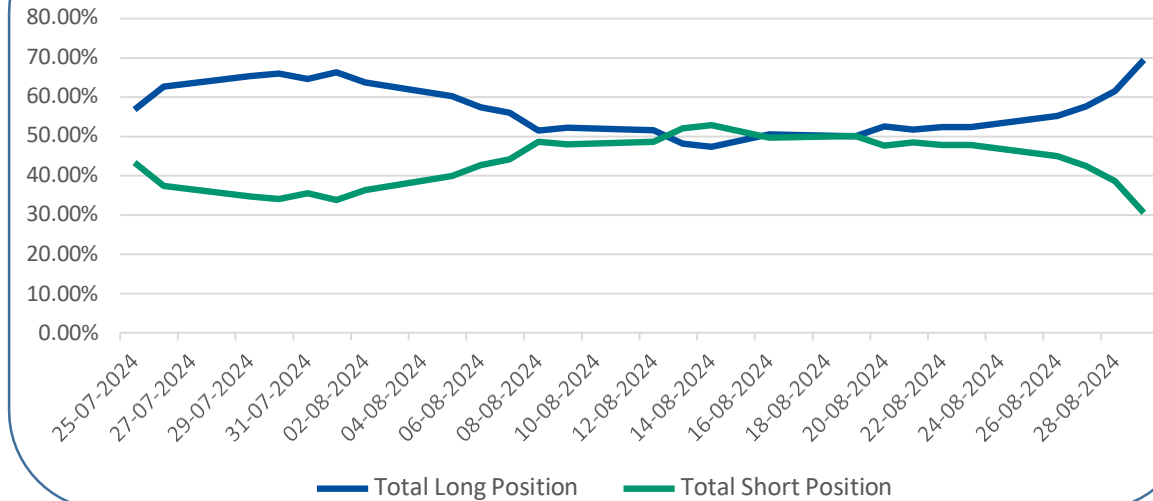
## PCR



# ROLLOVER REPORT

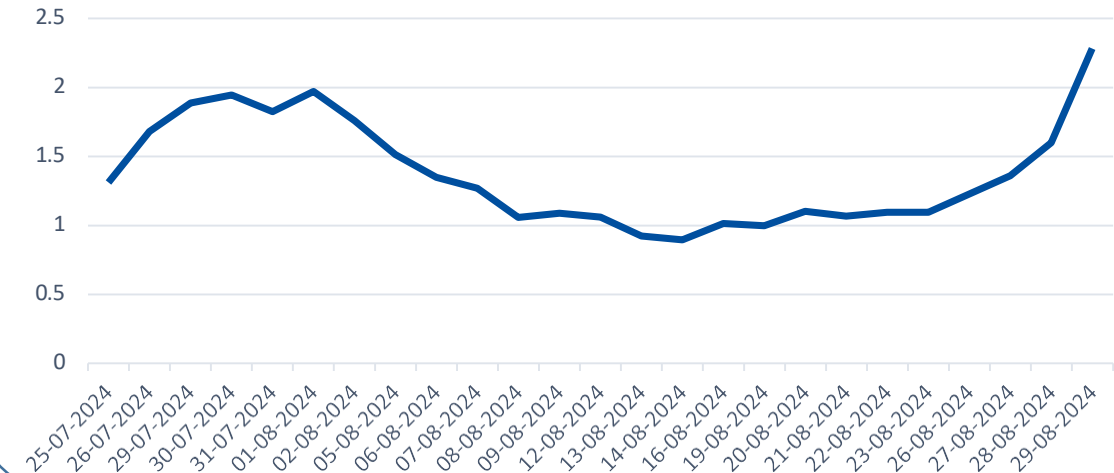
- During the August series, Foreign Institutional Investors (FIIs) maintained a largely neutral stance for most of the period.
- The highest percentage of long contracts reached 70% at the end of the series, observed yesterday, while the highest percentage of short contracts was 53%, recorded when Nifty closed at 24,143.75.
- The increase in long contracts towards the end of the series indicates a positive rollover by FIIs.

FII's Long Short Contract



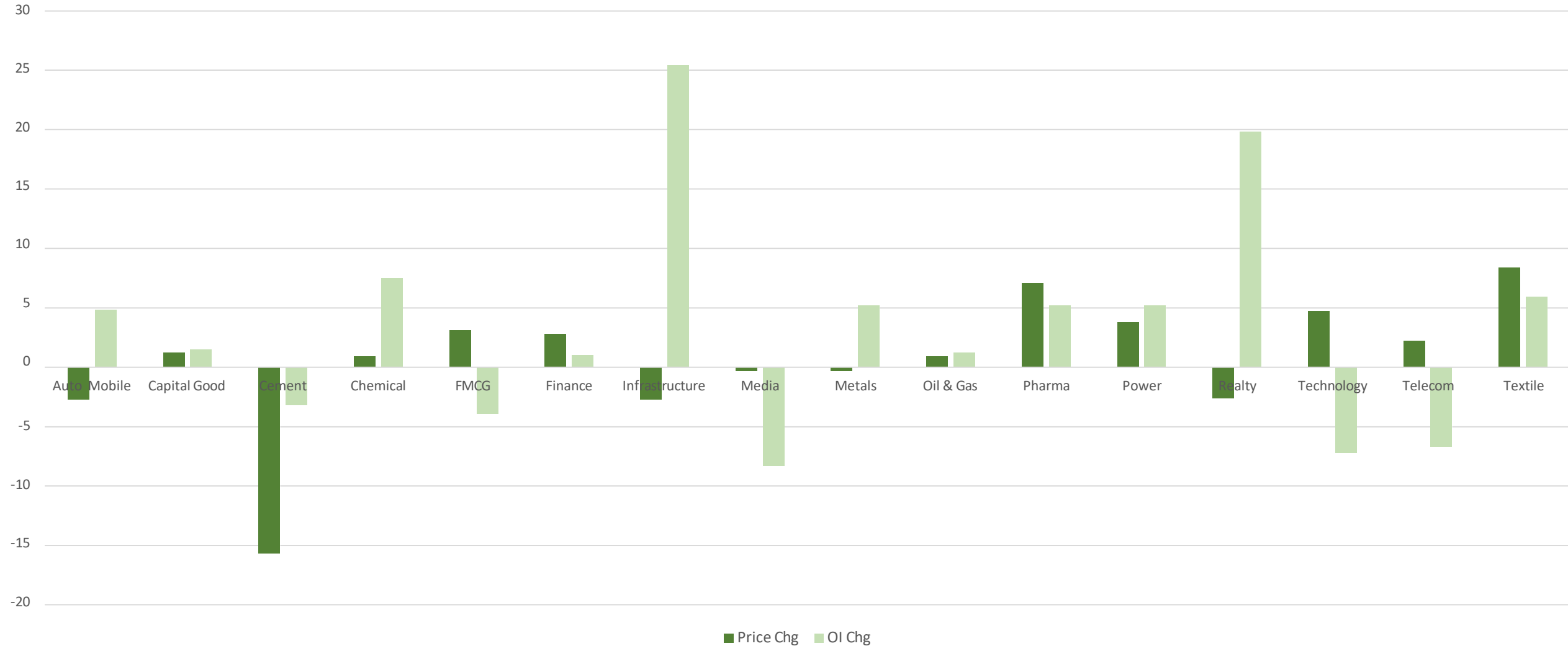
- At the beginning of the August series, the FII Long-Short (LS) ratio was 1.68. Over the course of the series, this ratio gradually decreased to a low of 0.90, then peaked at 2.28, and eventually closed at 2.28.
- This trend indicates that FIIs initially squared off their long positions and later added new long positions.
- Looking ahead, it is anticipated that the LS ratio will increase again in the upcoming series, suggesting a potential rise in long contracts. We expect the LS ratio to move towards 3.40.

FII's Index Long Short Ratio



# ROLLOVER REPORT

## Sector



# ROLLOVER REPORT

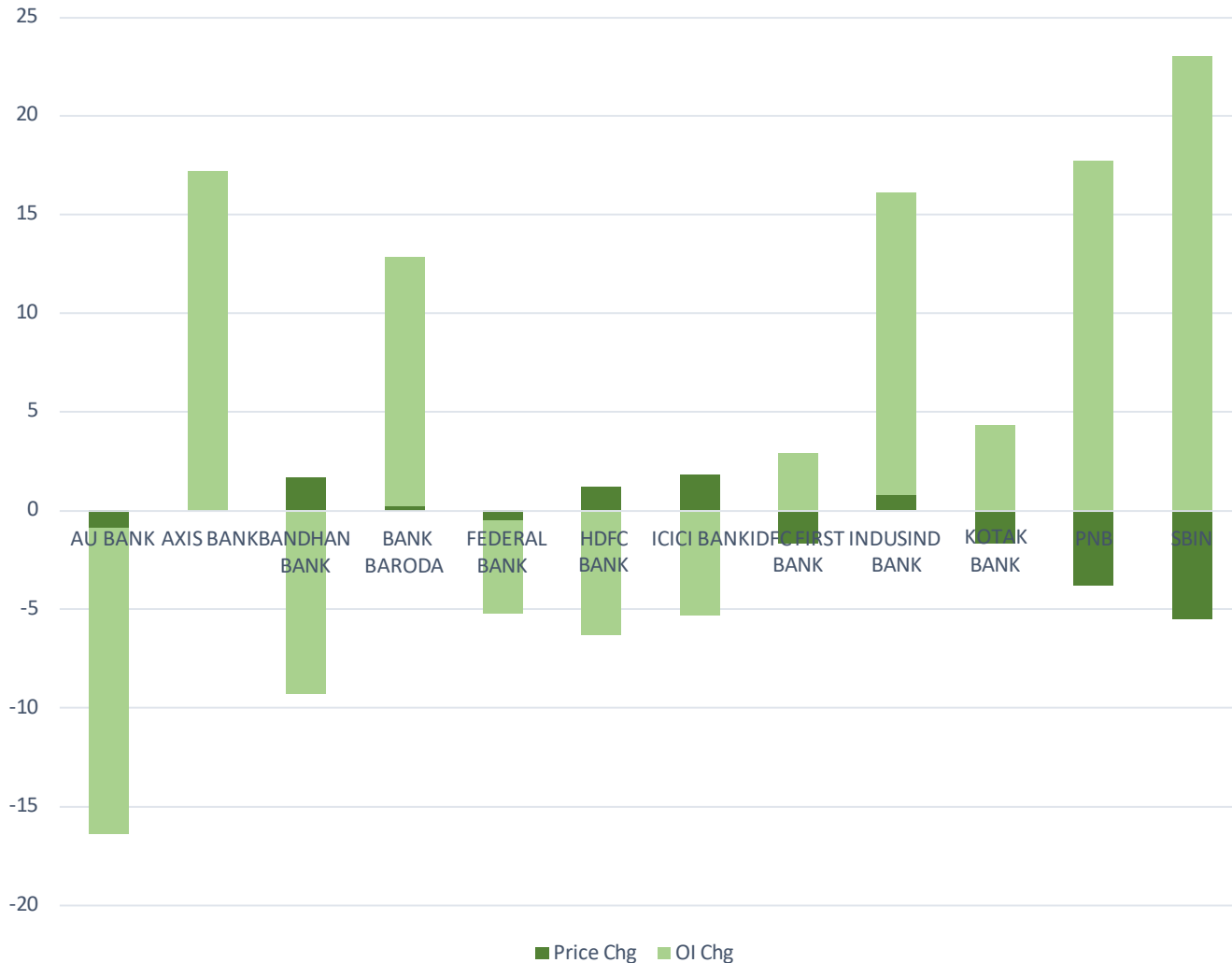


- The September series for Bank Nifty began with an open interest (OI) of 23,81,895 contracts, which was a decrease of 2,08,920 contracts compared to the previous series. This indicates a decrease in the average number of participants this month. The rollover stands at 67.8%, a notable decrease of -8.2% compared to the previous month (75.9%).
- The Bank Nifty September series ended on a positive note at 51,428.8 levels. Series on series, the Bank Nifty closed on a negative note of 0.21%. On the rollover front, Bank Nifty witnessed a lower rollover of 67.8% versus the three-month average of 71.4% with a rollover cost of 0.55. This increase in open interest along with a decrease in price indicates a Short Build-up.

- For the September Expiry, the highest Open Interest (OI) on the Put side was observed at 52,000 with 12,19,530 contracts, followed by 51,000 with 6,29,295 contracts. On the Call side, the highest OI was seen at 52,000 with 16,41,105 contracts, followed by 53,000 with 5,63,835 contracts.
- The Put-Call Ratio (PCR) for the September series began at 0.98, compared to the previous month's 0.88, indicating a tug-of-war between Call and Put option players. This month, the Bank Nifty volatility Index has consistently low at 13.04, signifying decreased volatility. Based on the current VIX, it is advisable to consider buying options. A long position in Bank Nifty can be established once it closes above 51500 level.

# ROLLOVER REPORT

Monthly Banking Stock Performance



- The entire banking sector has underperformed in the August series.
- Short Covering is seen in Bandhan Bank, HDFC bank, ICICI Bank.
- Indusind Bank & Bank of Baroda in banking is looking attractive.



**Sr. Technical Equity Research Analyst**  
**Mr. Kunal Kamble**

Disclosure: M/s. Bonanza Portfolio Ltd hereby declares that views expressed in this report accurately reflect view point with subject to companies/securities. M/s. Bonanza Portfolio Ltd has taken reasonable care to achieve and maintain independence and objectivity in making any recommendations. The Analysts engaged in preparation of this Report or his/her relative: - (a) do not have any financial interests in the subject company mentioned in this Report; (b) do not own 1% or more of the equity securities of the subject company mentioned in the report as of the last day of the month preceding the publication of the research report; (c) do not have any material conflict of interest at the time of publication of the Report. The Analysts engaged in preparation of this Report: - (a) have not received any compensation from the subject company in the past twelve months; (b) have not managed or co-managed public offering of securities for the subject company in the past twelve months; (c) have not received any compensation for investment banking or merchant banking or brokerage services from the subject company in the past twelve months; (d) have not received any compensation for products or services other than investment banking or merchant banking or brokerage services from the subject company in the past twelve months; (e) has not received any compensation or other benefits from the subject company or third party in connection with the Report; (f) has not served as an officer, director or employee of the subject company; (g) is not engaged in market making activity for the subject company.

M/s. Bonanza Portfolio Ltd is a registered Research Analyst under the regulation of SEBI, the year 2014. The Regn No. INH100001666 and research analyst engaged in preparing reports is qualified as per the regulation's provision.

Disclaimer: This research report has been published by M/s. Bonanza portfolio Ltd and is meant solely for use by the recipient and is not for circulation. This document is for information purposes only and information / opinions / views are not meant to serve as a professional investment guide for the readers. Reasonable care has been taken to ensure that information given at the time believed to be fair and correct and opinions based thereupon are reasonable, due to the nature of research it cannot be warranted or represented that it is accurate or complete and it should not be relied upon as such. If this report is inadvertently sent or has reached to any individual, same may be ignored and brought to the attention of the sender. Preparation of this research report does not constitute a personal recommendation or take into account the particular investment objectives, financial situations, or needs of individual clients. Past performance is not a guide for future performance. This Report has been prepared on the basis of publicly available information, internally developed data and other sources believed by Bonanza portfolio Ltd to be reliable. This report should not be taken as the only base for any market transaction; however this data is representation of one of the support document among other market risk criterion. The market participant can have an idea of risk involved to use this information as the only source for any market related activity. The distribution of this report in definite jurisdictions may be restricted by law, and persons in whose custody this report comes, should observe, any such restrictions. The revelation of interest statements integrated in this analysis are provided exclusively to improve & enhance the transparency and should not be treated as endorsement of the views expressed in the analysis. The price and value of the investments referred to in this report and the income from them may go down as well as up. Bonanza portfolio Ltd or its directors, employees, affiliates or representatives do not assume any responsibility for, or warrant the accuracy, completeness, adequacy and reliability of such information / opinions / views.

While due care has been taken to ensure that the disclosures and opinions given are fair and reasonable, none of the directors, employees, affiliates or representatives of M/s. Bonanza portfolio Ltd shall be liable. Research report may differ between M/s. Bonanza portfolio Ltd RAs and other companies on account of differences in, personal judgment and difference in time horizons for which recommendations are made. Research entity has not been engaged in market making activity for the subject company. Research analyst has not served as an officer, director or employee of the subject company. Research analyst has not received any compensation/benefits from the Subject Company or third party in connection with the research report.

M/s. Bonanza Portfolio Ltd at Bonanza House, Plot No. M-2, Cama Industrial Estate. Walbhat Road, Goregaon (E), Mumbai – 400063

Web site: <https://www.bonanzaonline.com>

Research Analyst Regn No. INH100001666 SEBI Regn. No.: INZ000212137